

# BASIC RULES FOR INSTALLING

FAS 04/006-5

## AXIAL FANS

You will find in this document:

- Layout and assembly principles
- Motor connection diagrams
- Information on maintenance:
  - motors
  - transmission (if applicable)
  - lubrication

For further information, please contact our after-sales service.

---

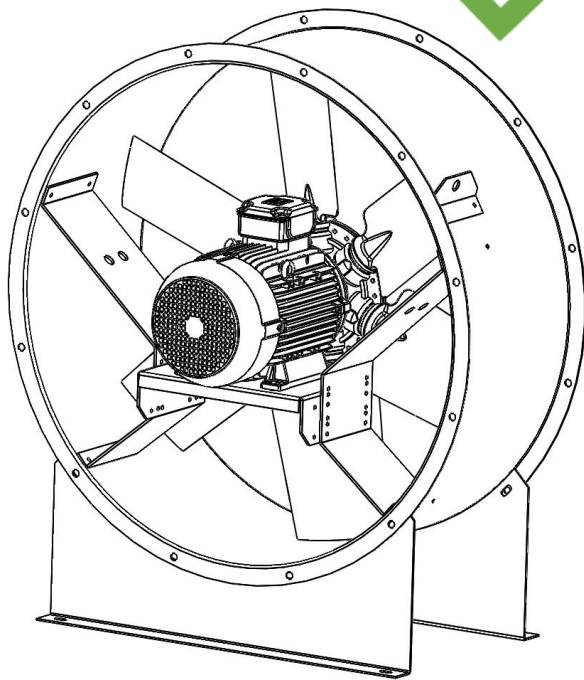
### 1. Location

Before proceeding with installation, it is important to check the direction of the fan's air flow on a label affixed to the fan wall, and position it in accordance with the intended direction of the pipes.

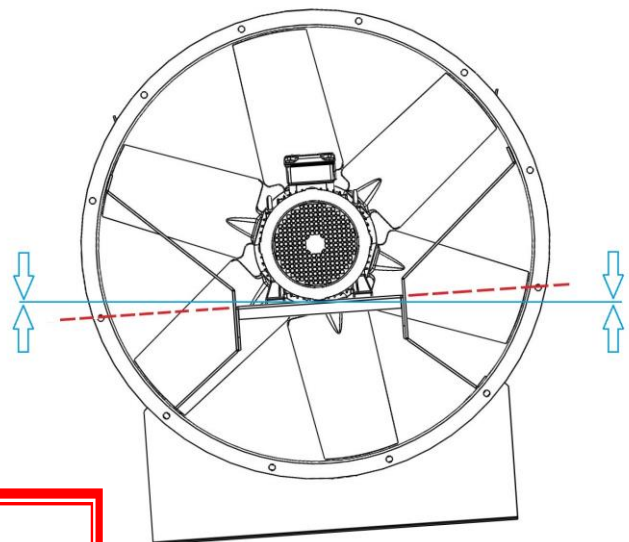
See more +

If the fan is to be installed high up and suspended from a ceiling or framework, the unit's feet has to rest on a structure attached to the ceiling or framework.

The fan feet must **NEVER** be fixed directly upside down to the ceiling or roof structure, as the weight of the motor will deform the case and damage the impeller, case and motor.



The installation shown opposite is the only one permitted. For any other configuration, please contact us.

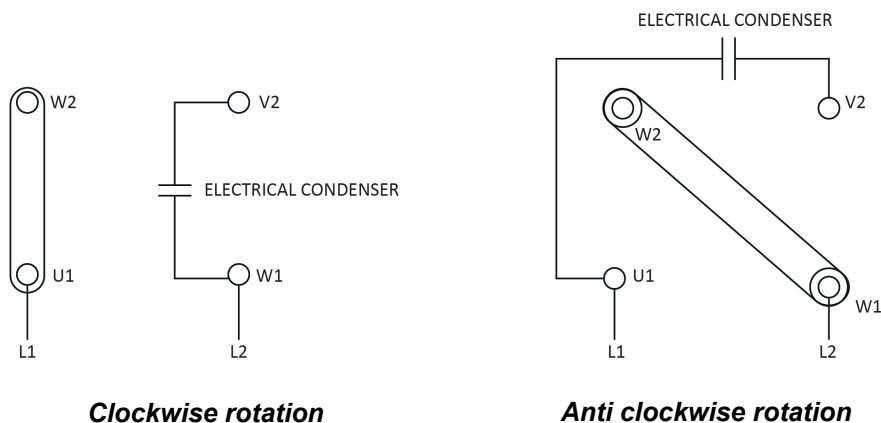


Do not exceed 10° false level.

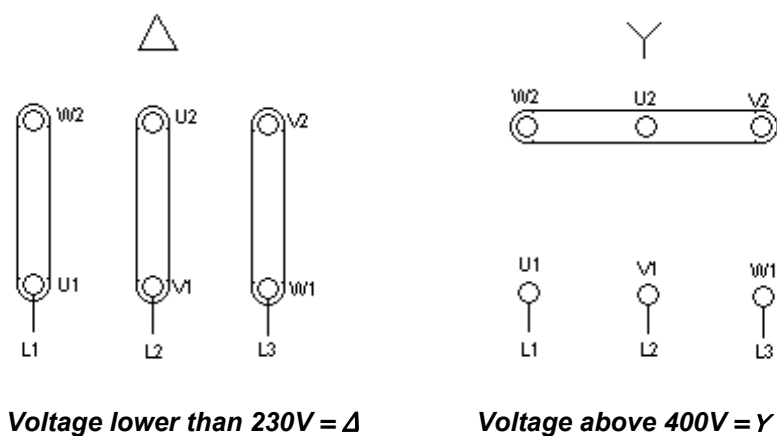
To avoid vibration, and hence mechanical noise, we recommend fitting anti-vibration pads under the unit's feet, and connecting it to the network via flexible sleeves upstream and downstream of the flow.

## 2. MOTOR CONNECTIONS

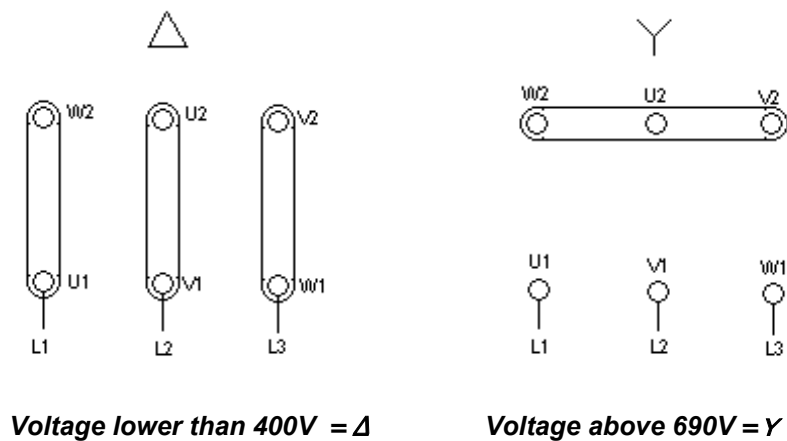
### SINGLE-PHASE MOTOR 230V



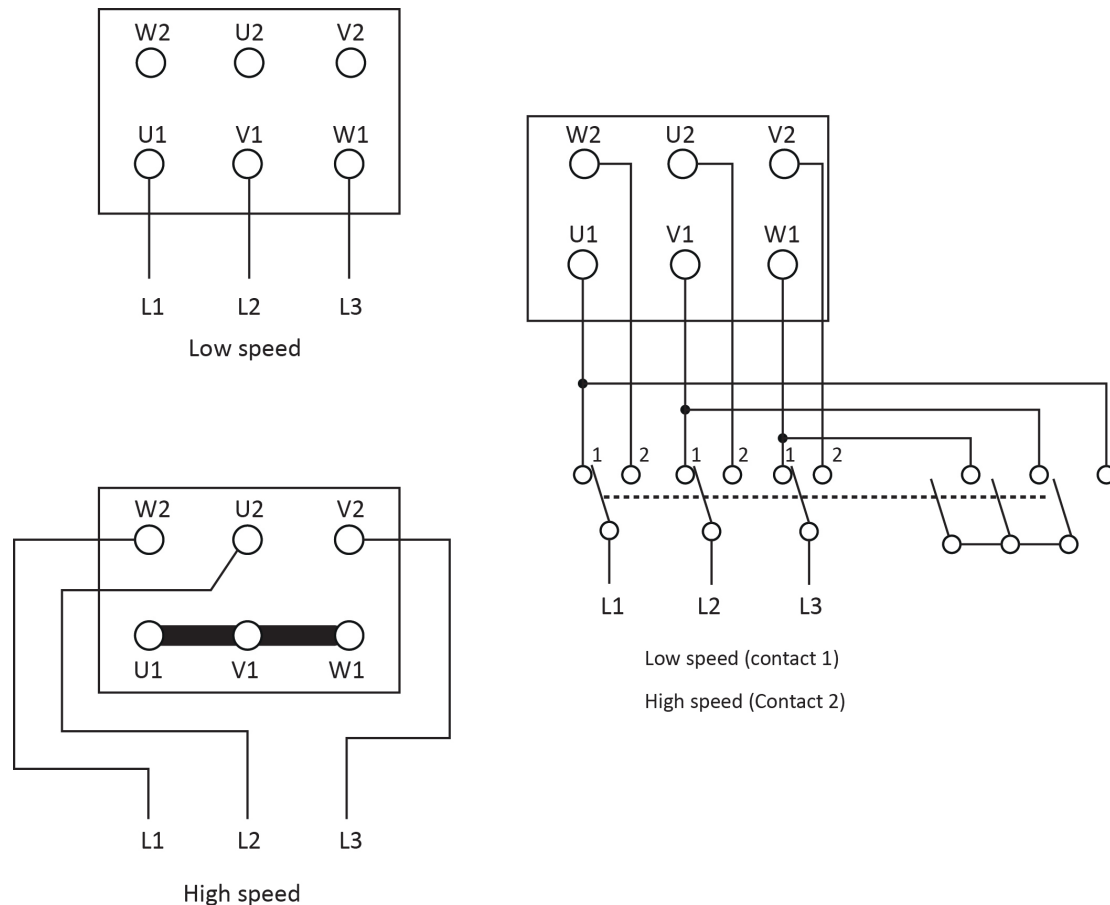
### ONE-SPEED THREE-PHASE MOTOR – 230/400V



### ONE-SPEED THREE-PHASE MOTOR – 400/690V



## TWO-SPEED THREE-PHASE MOTOR DAHLANDER



### 3. MAINTENANCE

**BEFORE SERVICING, SWITCH OFF THE DEVICE**

#### a) Motors

Motor bearings are generally greased for life and therefore require no special maintenance. If lubrication is required, please refer to the manufacturer's instructions.

#### b) Transmissions

In case of a drive unit, check that the pulleys are correctly aligned and that the belts are correctly tensioned, to ensure maximum longevity.

#### c) Lubrification

Transmission bearings are greased at the factory, but should be **monitored regularly**. They should be topped up **at least once a quarter**.

In the event of a **particular environment** (temperature or aggressiveness), they should be checked **monthly**.